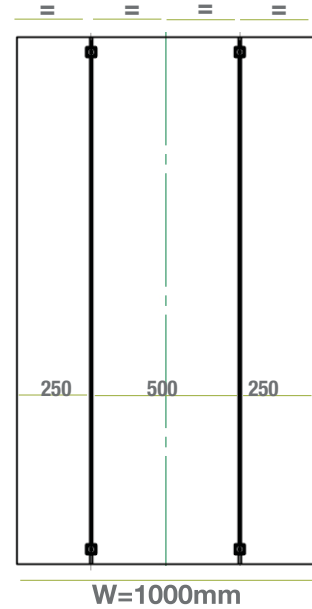


Torsion Force: 6N
Horizontal Force: 60N
 (test report on panel dimension 2500x400x20)
Adjustment range: +/- 10mm
Minimum door Thickness 16mm




Installation suggestion

2 pieces for door range from 600mm up 1200mm
 3 pieces for door range over than 1200mm

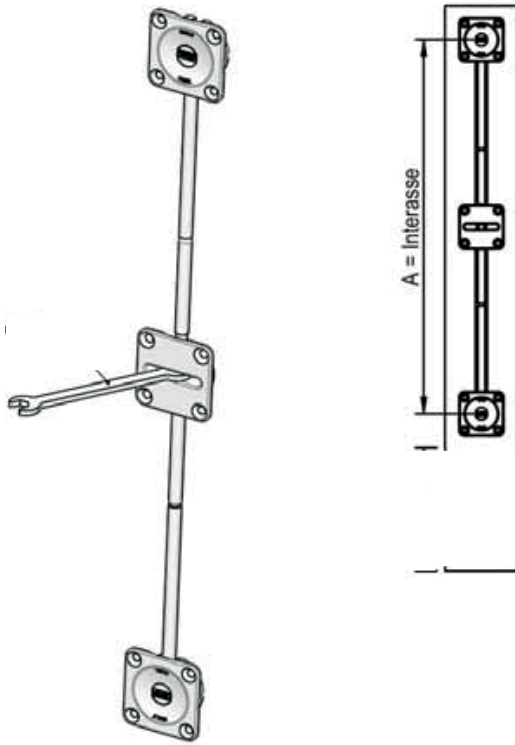
Example of application in door width 1000mm

W=1000mm : Straighteners = 2 pcs

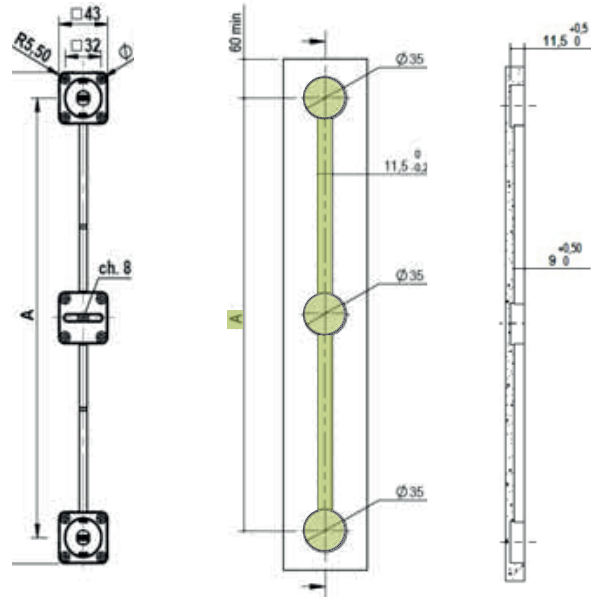
INSTALLATION PROCEDURE



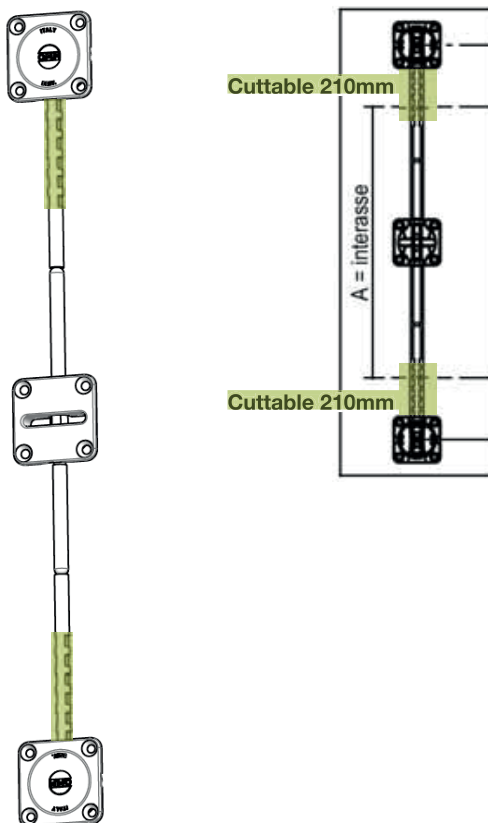
STRAIGHTENERS WITH CENTRAL ADJUSTMENT



Code	A (mm)	Finishing	Box
WS066.001.003	1988	nickel / grey	25
WS066.001.004	2248	nickel / grey	25
WS066.001.005	2329	nickel / grey	25
WS066.001.006	2598	nickel / grey	25



CUTTABLE STRAIGHTENERS WITH CENTRAL ADJUSTMENT



Code	A (mm)	Finishing	Box
WS066.001.007	1988	nickel / grey	25
WS066.001.008	2248	nickel / grey	25
WS066.001.009	2329	nickel / grey	25
WS066.001.010	2598	nickel / grey	25

