



TWIG

Domus Line
design

Surface aluminium LED profile

Materials:

aluminium, polycarbonate,
thermoplastic polymers

Finish:

aluminium, black matt

Light source:

HE LED module (120 LED/m)

Wiring:

2000mm

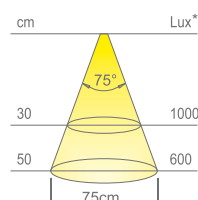

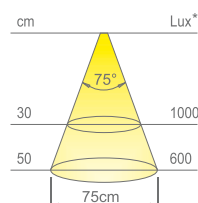

Application type:

under cabinet, under shelf

Installation:

surface

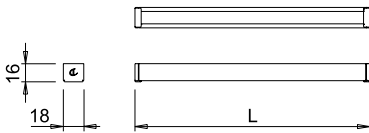
TWIG is designed for easy installation on surfaces with concealed hooks. It may incorporate an electronic touch-controlled dimmer switch which turns the luminaire on and off and adjusts its brightness.



Colour appearance natural white
Colour temperature 4300 K
Luminous efficiency 85 lm/W
CRI Ra ≥ 80

Colour appearance warm white
Colour temperature 3100 K
Luminous efficiency 85 lm/W
CRI Ra ≥ 80

* values referring to TWIG HE 1160mm



TWIG HE
without switch



Code	Length	Watt & Volt	Light colour
10831__N/1/HE	410mm	3,8W @ 24Vdc	natural white
10832__N/1/HE	560mm	5,3W @ 24Vdc	natural white
10833__N/1/HE	860mm	8,2W @ 24Vdc	natural white
10834__N/1/HE	1160mm	11W @ 24Vdc	natural white
10831__B/1/HE	410mm	3,8W @ 24Vdc	warm white
10832__B/1/HE	560mm	5,3W @ 24Vdc	warm white
10833__B/1/HE	860mm	8,2W @ 24Vdc	warm white
10834__B/1/HE	1160mm	11W @ 24Vdc	warm white

Code	Finish
05	aluminium
32	black matt

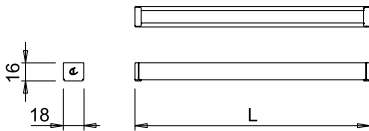
CONVERTER NOT INCLUDED. TO BE ORDERED SEPARATELY.



FOR POWER SUPPLIES AND ACCESSORIES SEE PAGE 80.



FOR TUNABLE WHITE VERSIONS, SEE THE **DOMUS LINE TW CATALOGUE**.



TWIG HE TLD
with touch dimmer switch



Code	Length	Watt & Volt	Light colour
10831__N/HE	410mm	3,4W @ 24Vdc	natural white
10832__N/HE	560mm	4,8W @ 24Vdc	natural white
10833__N/HE	860mm	7,7W @ 24Vdc	natural white
10834__N/HE	1160mm	10,6W @ 24Vdc	natural white
10831__N/HE	410mm	3,4W @ 24Vdc	warm white
10832__N/HE	560mm	4,8W @ 24Vdc	warm white
10833__N/HE	860mm	7,7W @ 24Vdc	warm white
10834__N/HE	1160mm	10,6W @ 24Vdc	warm white

Code	Finish
05	aluminium
32	black matt

CONVERTER NOT INCLUDED. TO BE ORDERED SEPARATELY.



TWIG is installed to the surface using special concealed clips. The 2,000mm power cable and Micro24 connector can exit either radially or axially.



Touch dimmer switch
TWIG HE TLD integrates an electronic touch switch which turns the luminaire on and off and adjusts its brightness "at a touch".

FINISHES



ALUMINIUM (code 05)



BLACK MATT (code 32)