



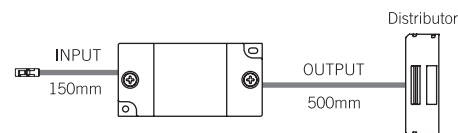
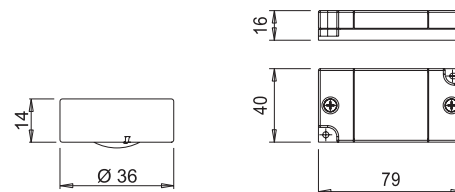
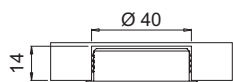
CALL ME V17

remote control and receiver



Code	Input	Output	Power	Connectors
17604_ _	12Vdc	12Vdc	36W	Micro12
17605_ _	24Vdc	24Vdc	72W	Micro24
17606_ _	12-24Vdc	12-24Vdc	36-72W	Micro12-Micro24

Code	Finish
01	white
03	black
10	aluminium
16	steel



Holders are available on request for recessed installation:



Code	Finish
2011601	white
2011603	black
2011610	aluminium
2011619	steel

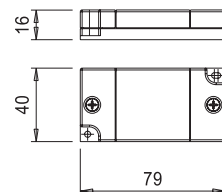


CALL ME V17 RECEIVER

for remote controls



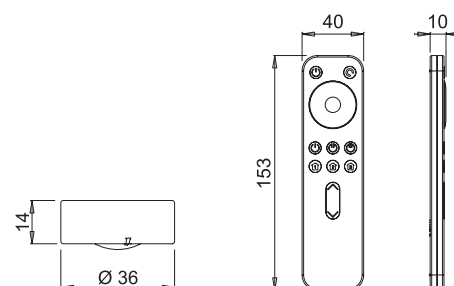
Code	Input	Output	Power	Connectors
1770701	12Vdc	12Vdc	36W	Micro12
1770801	24Vdc	24Vdc	72W	Micro24
1770901	12-24Vdc	12-24Vdc	36-72W	Micro12-Micro24



REMOTE CONTROLS

for CALL ME V17 receiver


Type	Code	Model	Set-up and function	Finish
A	1758401	CALL ME V17	Single-channel remote control with on-off and dimmer function	white
A	1758403	CALL ME V17	Single-channel remote control with on-off and dimmer function	black
A	1758410	CALL ME V17	Single-channel remote control with on-off and dimmer function	aluminium
A	1758419	CALL ME V17	Single-channel remote control with on-off and dimmer function	steel
B	1758201	RC3	Multi-channel (up to 3) remote control with on-off and dimmer function	white



HOW CALL ME V17 WORKS

CALL ME V17 is a wireless switch consisting of a wireless remote control (single-channel or multi-channel) and a receiver module. Any CALL ME V17 remote controls can be used to turn the lights on and off and to control the brightness of the luminaires connected to the receiver module.

CALL ME V17 is a multi-purpose system for combining control units and remote controls according to the specific needs. The system is set up simply by pressing the warning light placed on the receiver module and one of the buttons on the remote control. Each individual set-up is independent, so that an infinite number of remote controls and receiver may be used in the same room without any of them interfering with the others.




The signal from the CALL ME V17 remote control activates the control module up to a maximum distance of about 15 metres.



1 RECEIVER AND 1 WIRELESS REMOTE CONTROL

With this configuration, a receiver module can be combined to a single-channel remote control (CALL ME or RC1). The luminaires connected to the receiver can be turned on and off or dimmed simultaneously. It is possible also to add, in the same room, other CALL ME receivers and other remote controls. Each one will work interdependent without interfering with the others.



1 RECEIVER AND MORE THAN ONE WIRELESS REMOTE CONTROL

With this configuration, a receiver module may be combined to more than one single-channel wireless remote control (CALL ME or RC1 up to a maximum of seven). The luminaires that are connected to the receiver can be turned on and off or dimmed simultaneously by any of the remote controls in use. In this case it is also possible to add in the same room other CALL ME V17 receiver modules and other remote controls. Each one will work interdependent without interfering with the others.



2 OR 3 RECEIVERS AND ONE MULTI-CHANNEL WIRELESS REMOTE CONTROLS

With this configuration, it is possible to combine up to three receivers with one multi-channel wireless radio remote (RC3). The luminaires that are connected to each individual receiver can be turned on and off or dimmed independently by selecting the preferred channel. Also in this case it is also possible to add in the same room other CALL ME V17 receiver modules and other remote controls. Each one will work independently from the others without interference.



MULTIPLE SET-UP

With this configuration it is possible to combine an unlimited number of CALL ME V17 receiver modules to one single-channel wireless remote CALL ME or RC1, provided they are at maximum distance of 15 metres. The luminaires connected to each individual receiver can be turned on and off or dimmed.

