



POLAR SE

Domus Line
design

LED luminaire for under cabinet lighting

Materials:

aluminium, polycarbonate

Finishes:

aluminium, black matt, polished white

Light source:

LGP LED module

Wiring:

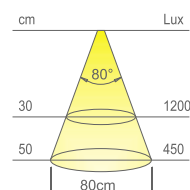

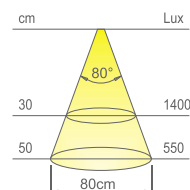

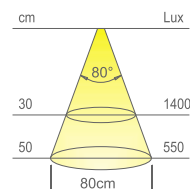

2000mm

Application type:

under cabinet, under shelf

Installation:

surface



Colour appearance	natural white
Colour temperature	3900 K
Luminous flux	325 lm
Luminous efficiency	65 lm/W
CRI	Ra ≥ 80

Colour appearance	warm white
Colour temperature	3000 K
Luminous flux	325 lm
Luminous efficiency	65 lm/W
CRI	Ra ≥ 80

Colour appearance	super warm white
Colour temperature	2700 K
Luminous flux	300 lm
Luminous efficiency	60 lm/W
CRI	Ra ≥ 80



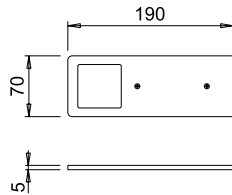
POLAR SE
without switch



Code	Watt & Volt	Light colour
13256__N/1	5W @ 24Vdc	natural white
13256__B/1	5W @ 24Vdc	warm white
13256__B1/1	5W @ 24Vdc	super warm white

Code	Finish
05	aluminium
32	black matt
56	polished white

LED CONVERTER NOT INCLUDED. TO BE ORDERED SEPARATELY.



For Tunable White versions, see the Tunable White & White Changeable collection catalogue.




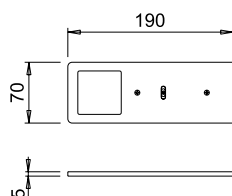
POLAR SE SDM
with master touchless dimmer switch



Code	Watt & Volt	Light colour
13256__N/2	5W @ 24Vdc	natural white
13256__B/2	5W @ 24Vdc	warm white
13256__B1/2	5W @ 24Vdc	super warm white

Code	Finish
05	aluminium
32	black matt
56	polished white

LED CONVERTER NOT INCLUDED. TO BE ORDERED SEPARATELY.



SETS OF 2, 3, 4, 5 **POLAR SE** AND POWER SUPPLY ARE AVAILABLE ON REQUEST.

POLAR SE is a luminaire made entirely of aluminium with a thickness of only 5mm. The luminaire integrates a special **LGP LED** cluster which offers a wide and diffused light projection, without the dot-effect. **POLAR SE** has been designed for rapid mounting on the surface and on the wall with only two screws. This makes it possible to conceal the power cable directly on the back of the cabinet without having to plan preventive and complex holes in the cabinet.



POLAR SE SDM incorporates an electronic infrared switch that turns on, off and adjusts the luminous intensity of the luminaire.

For power supplies and accessories see page 46 or browse the Domus Extra catalogue.



FINISHES



ALUMINIUM (code 05)



BLACK MATT (code 32)



POLISHED WHITE (code 56)

¹ For UL-certified model codes, see the **American standard LED collection catalogue**, also available at www.domusline.com

