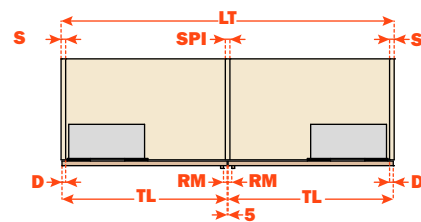
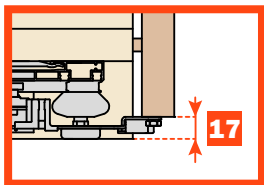
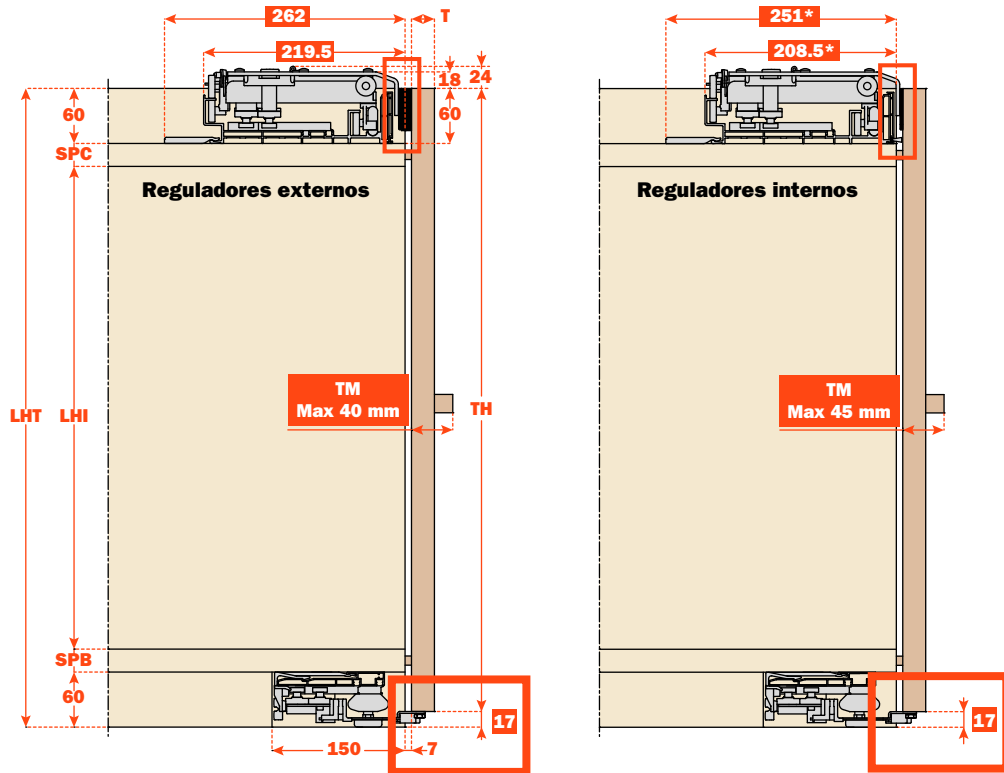
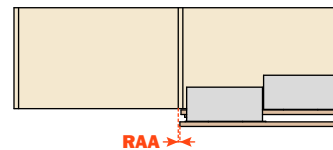
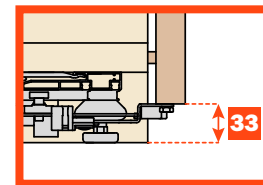
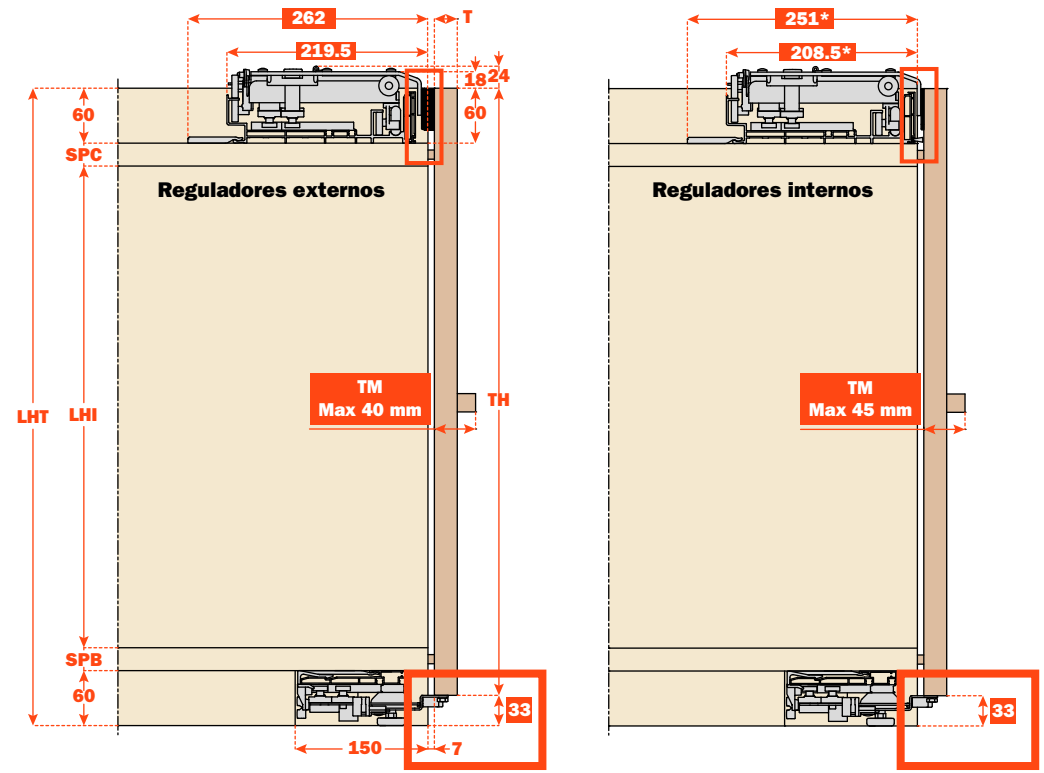


# Slider M50

Versión 17



Versión 33

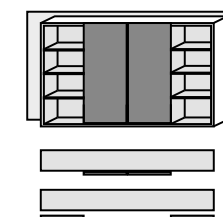
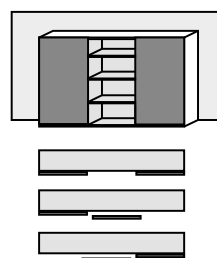
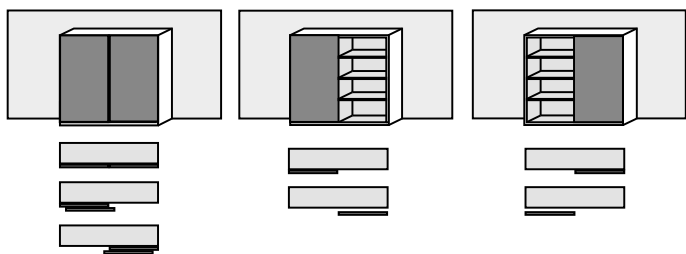
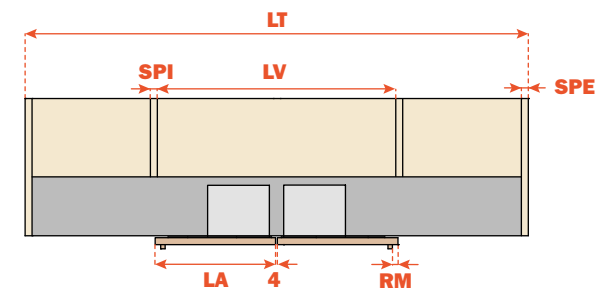
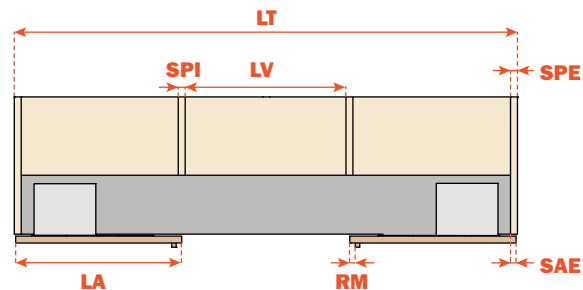
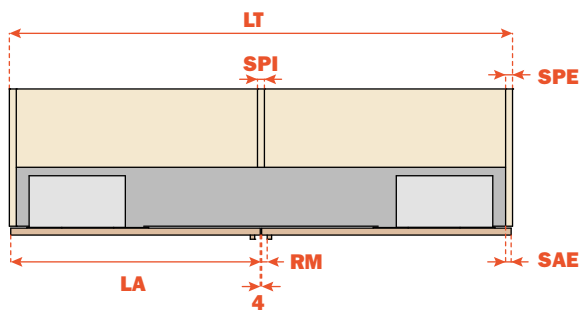


# Slider M50

- Standard
- One IZQ
- One DER

- Step

- Reverso



<b>LHT</b>	Altura total mueble (mm)	
<b>SPC</b>	Espesor panel techo (mm) · <b>mín. 18 mm</b>	
<b>LHI</b>	Altura espacio interno muebles (mm)	
<b>SPB</b>	Espesor panel base (mm)	
<b>TM</b>	Espesor puerta + tirador (mm) · <b>mín 18 mm - máx 40 mm / 45 mm reg. int.</b>	
<b>TH*</b>	Altura puerta (mm) · <b>máx 3000 mm</b>	
<b>FS</b>	Medida lateral para el pie (mm)	
<b>FF</b>	Medida frontal para el pie (mm)	
<b>SPI</b>	Espesor panel central (mm) · <b>mín 18 mm</b>	
<b>S</b>	Espesor panel lateral (mm)	
<b>TL*</b>	Ancho puerta (mm) · <b>mín 800 mm - máx 2000 mm</b>	
<b>LT</b>	Ancho total mueble (mm)	
<b>RM</b>	Distancia tirador borde puerta (mm) · <b>mín 10 mm</b>	
<b>D</b>	Solape puerta costado lateral (mm)	
<b>LV</b>	Ancho compartimento central (mm)	
<b>T</b>	Espesor puerta (mm)	

Nombre del contacto
Empresa
Fecha
Proyecto
Notas