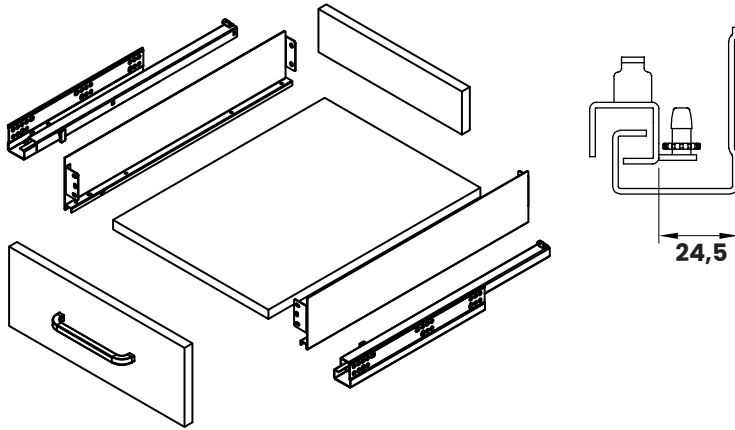


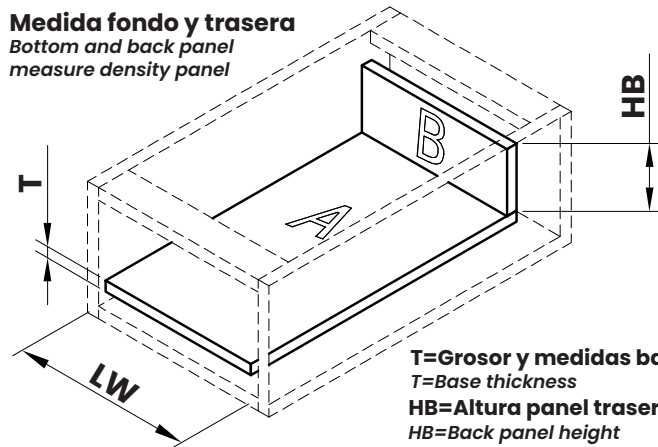
VAR|AX

INSTRUCCIONES GUÍA EXTRACCIÓN PARCIAL

INSTRUCTIONS GUIDE PARTIAL EXTRACTION

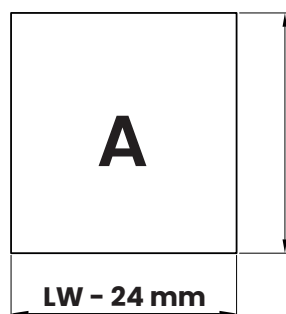


Medida fondo y trasera
Bottom and back panel
measure density panel



T=Grosor y medidas base y trasera
T=Base thickness
HB=Altura panel trasero
HB=Back panel height
LW=Ancho interior módulo
LW=Inside cabinet width

Tamaño corte ancho base
Base width cut size

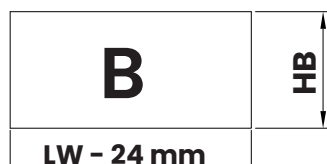


Medida panel base
Bottom panel length

| | |
|-----|-----|
| 300 | 290 |
| 350 | 340 |
| 400 | 390 |
| 450 | 440 |
| 500 | 490 |

88 T = Máx 18 mm
128 T = Máx 38 mm
158 T = Máx 52 mm

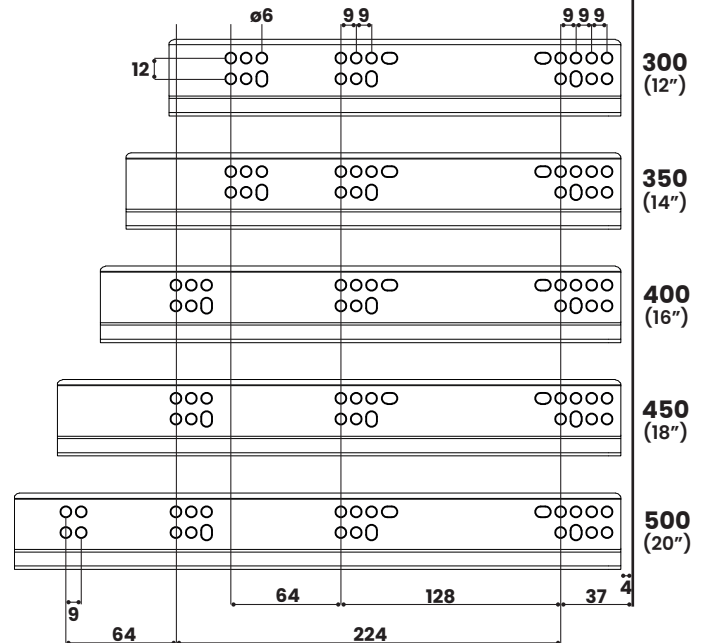
Tamaño corte ancho trasera
Back wide cut size



Medida Panel trasero
Measures Back panel
88 HB = 80 - T
128 HB = 120 - T
158 HB = 150 - T

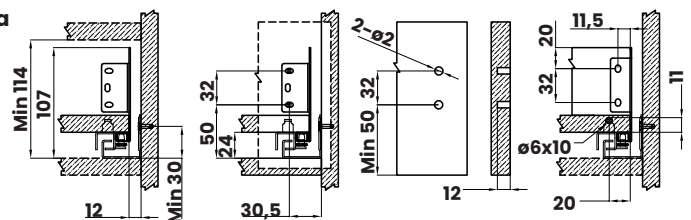
Posición tornillos en la guía
Screw positions of the slides

Frente Módulo
Cabinet edge

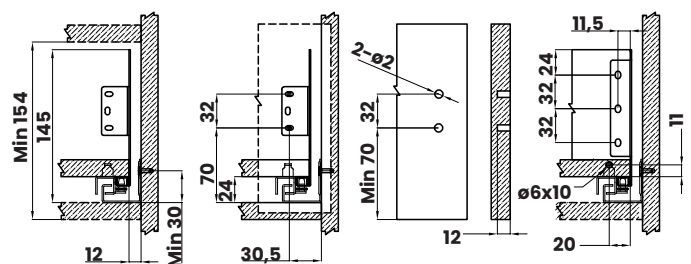


Medidas de instalación
Installation dimensions

88 mm



128 mm



158 mm

