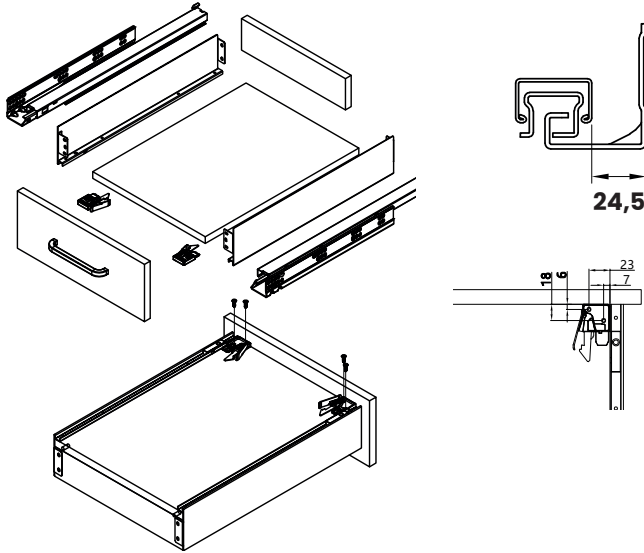


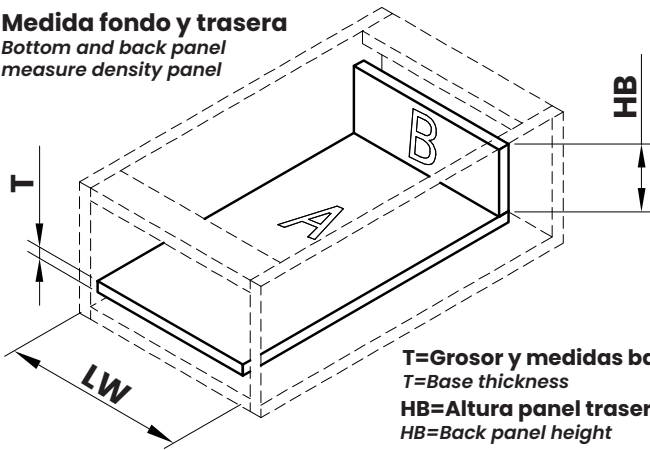
VAR|AX

INSTRUCCIONES GUÍA EXTRACCIÓN TOTAL

INSTRUCTIONS GUIDE FULL EXTRACTION

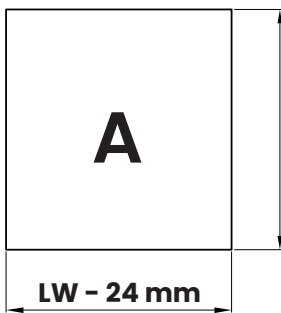


Medida fondo y trasera
Bottom and back panel
measure density panel

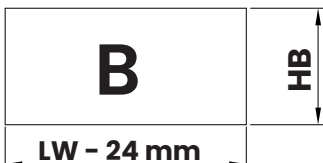


T=Grosor y medidas base y trasera
T=Base thickness
HB=Altura panel trasero
HB=Back panel height
LW=Ancho interior módulo
LW=Inside cabinet width

Tamaño corte ancho base
Base width cut size



Tamaño corte ancho trasera
Back wide cut size



Medida panel base
Bottom panel length

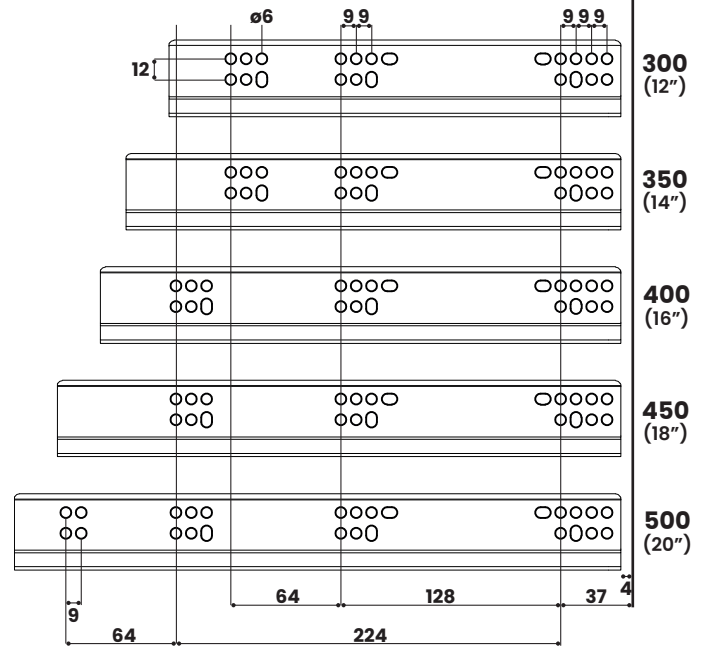
300	290
350	340
400	390
450	440
500	490

88 T = Máx 18 mm
128 T = Máx 38 mm
158 T = Máx 52 mm

Measures	Back panel
88	HB = 80 - T
128	HB = 120 - T
158	HB = 150 - T

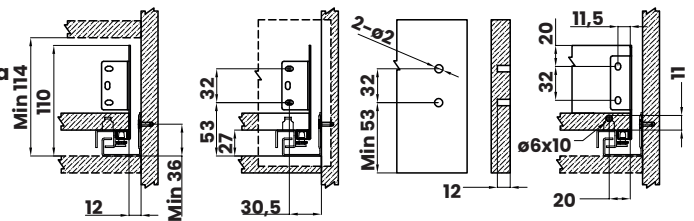
Posición tornillos en la guía
Screw positions of the slides

Frente Módulo
Cabinet edge

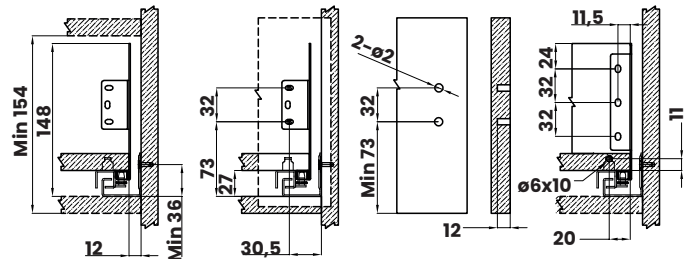


Medidas de instalación
Installation dimensions

88 mm



128 mm



158 mm

