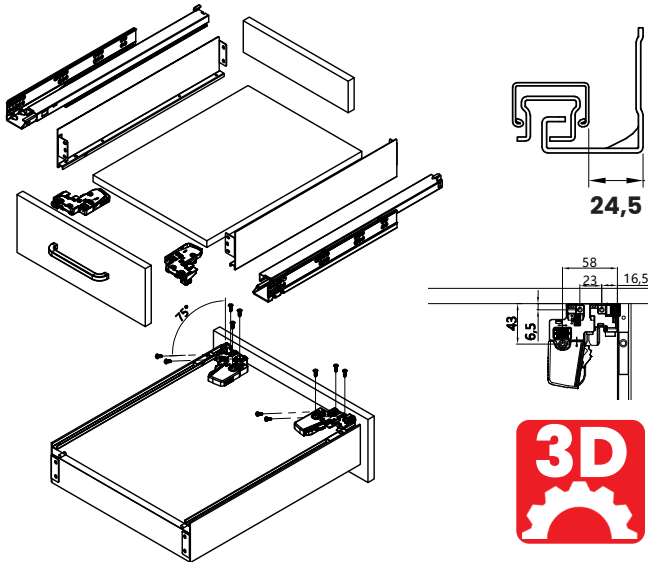
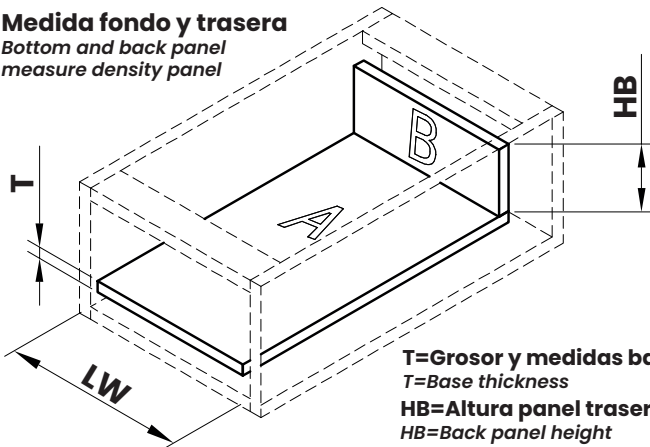


# VAR|AX

## INSTRUCCIONES GUÍA EXTRACCIÓN TOTAL SET MANETA 3D INSTRUCTIONS GUIDE FULL EXTRACTION 3D HANDLE SET

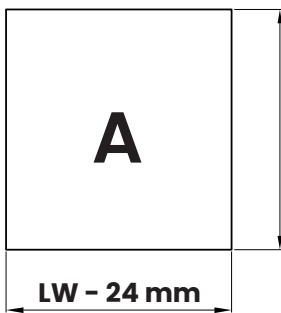


**Medida fondo y trasera**  
Bottom and back panel  
measure density panel

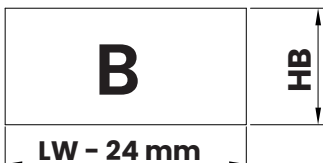


**T=Grosor y medidas base y trasera**  
T=Base thickness  
**HB=Altura panel trasero**  
HB=Back panel height  
**LW=Ancho interior módulo**  
LW=Inside cabinet width

**Tamaño corte ancho base**  
Base width cut size



**Tamaño corte ancho trasera**  
Back wide cut size



**Medida panel base**  
Bottom panel length

300	290
350	340
400	390
450	440
500	490

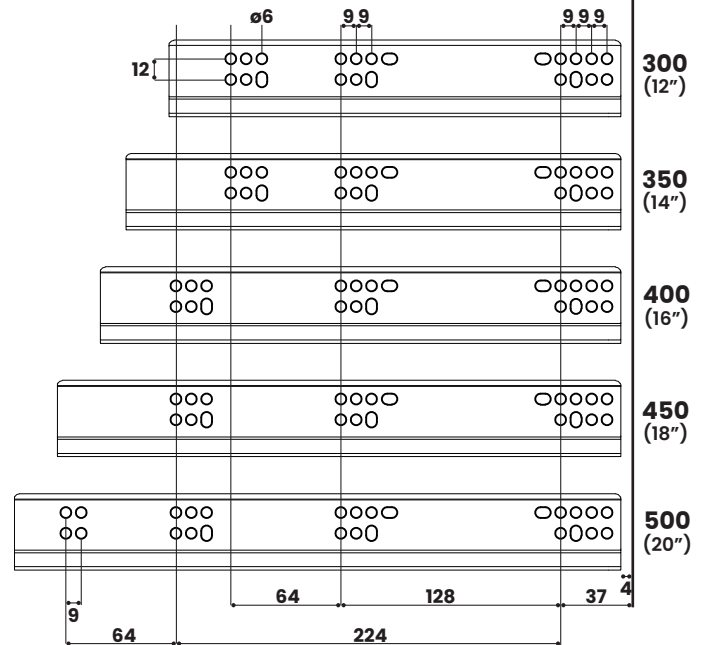
88 T = Máx 18 mm  
128 T = Máx 38 mm  
158 T = Máx 52 mm

**Medida Panel trasero**  
Measures Back panel

88	HB = 80 - T
128	HB = 120 - T
158	HB = 150 - T

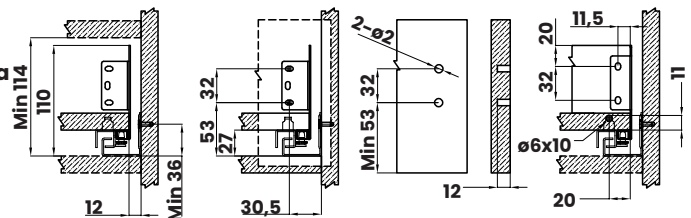
**Posición tornillos en la guía**  
Screw positions of the slides

**Frente Módulo**  
Cabinet edge

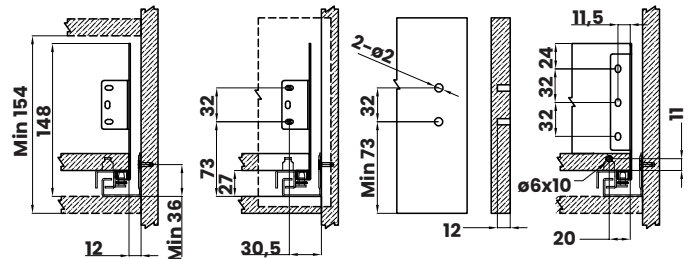


**Medidas de instalación**  
Installation dimensions

### 88 mm



### 128 mm



### 158 mm

